

Chris Squire's bass line on "Lightning Strikes"

from *The Ladder* by Yes

Moderately
Intro 1

Bright calypso feel
Intro 2

Transcription by
Stevie Glasgow

♩ = 152

(fl, pf, perc) D G A D G A

(gtr)

Verse 1

D G A D G A

(What you gonna do...)

D G A D G A

D G A D G A

Verse 2

D G A D G A
(What you gonna do...)

Musical notation for the first system of Verse 2. The bass staff shows a melodic line in D major with a 4/4 time signature. The guitar staff shows fret numbers: 5 2 5 3 2 3 | 2 5 5 4 7 | 5 2 5 3 2 3 | 2 5 5 4 7.

D G A D G A

Musical notation for the second system of Verse 2. The bass staff shows a melodic line in D major with a 4/4 time signature. The guitar staff shows fret numbers: 5 2 5 3 2 3 | 2 5 5 4 7 | 5 2 5 3 2 3 | 2 5 5 4 7.

Bridge

D7 N.C. D7 G A
(Waking up...)

Musical notation for the first system of the Bridge. The bass staff shows a melodic line in D major with a 4/4 time signature. The guitar staff shows fret numbers: 5 2 5 3 2 3 | 2 5 3 | 5 2 5 3 2 3 | 2 5 5 4 7.

F Bb C F Bb C

Musical notation for the second system of the Bridge. The bass staff shows a melodic line in D major with a 4/4 time signature. The guitar staff shows fret numbers: 8 5 8 6 5 6 | 5 8 8 7 10 | 8 5 8 6 5 6 | 5 8 8 7 10.

D G A D G A

Musical notation for the third system of the Bridge. The bass staff shows a melodic line in D major with a 4/4 time signature. The guitar staff shows fret numbers: 5 2 5 3 2 3 | 2 5 5 4 7 | 5 2 5 3 2 3 | 2 5 5 4 7.

D G A D G A
(She ay...)

Musical notation for the fourth system of the Bridge. The bass staff shows a melodic line in D major with a 4/4 time signature. The guitar staff shows fret numbers: 5 2 5 3 2 3 | 2 5 5 4 7 | 5 2 5 3 2 3 | 2 5 5 4 7.

Verse 3

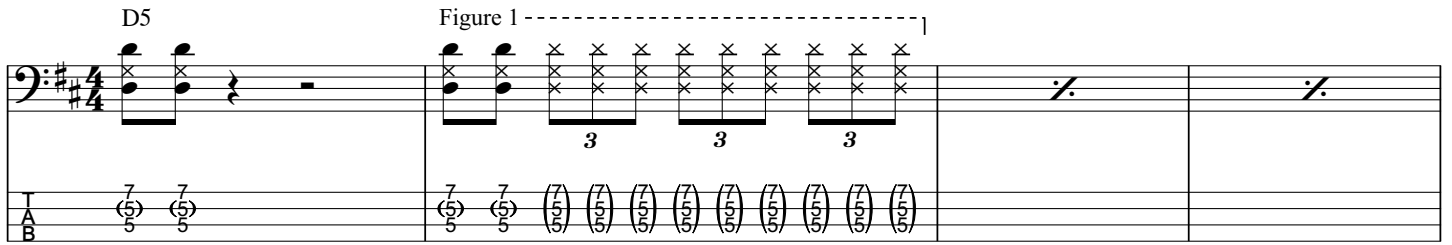

D G A D G A
(Who you gonna call...)

Bridge


D7 N.C. D7 G A
(Take take take...)

Interlude 

D5 Figure 1 -----






*Low-D likely overdubbed using a down-tuned 4-string bass; suggested alternative in small brackets above. Alternatively, play Figure 1 throughout, as Chris Squire did during live shows.



*Possible alternative to Chris Squire's original fingerings (as seen in the full-size tab).

N.C.



*Slide while continuing to pick.

Bridge ♩=♩

D7 N.C. D7 G A

(Talk talk talk...)

F B♭ C F B♭ C

D G A D G A

Outro

D G A D G A
1st time only -----|

(Guitar solo)

[1.-7. | 8.]
D G A D G A D